

Neptune 700 Profile

LEDMOV660

The Neptune 700 Profile is a compact IP65 rated, 600w LED powerhouse with framing. The large 7° to 50° zoom range makes it a truly versatile fixture with a diverse range of gobos allowing for stunning ariel effects as well as great breakups. With 2 frost filters it is easy to achieve a soft edge spot or a wide coverage wash. The animation wheel provides captivating effects such as fire or water wave simulations, adding more dynamic visual effects to your show. With a linear CMY colour system, the Neptune 700 provides a wide range of colours and seamless colour mixing capabilities.



Specifications

Optical System

Lamp Source	600w White LED
Linear Zoom	7° to 50°

Colour

CMY Flags	CTO
1 Colour wheel (6 dichroic filters and rainbow effect)	

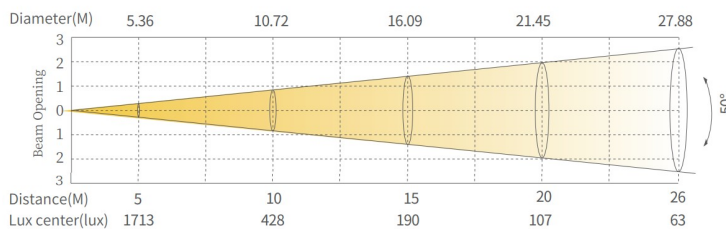
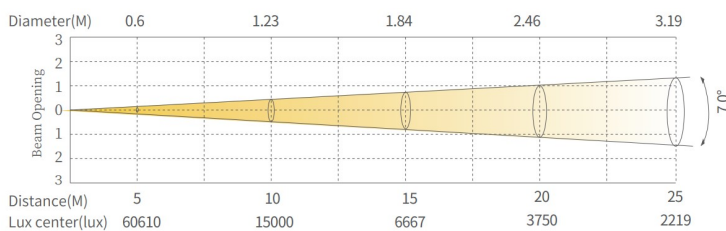
Gobos

Fixed	7 excluding open
Rotating	10 excluding open

Electrical Specifications

Voltage	100 – 240VAC 50/60Hz
Max Power	750w
Power Connection	Truecon In/Out
Signal Connection	3/5pin DMX In/Out, RJ45

Photometrics



Effects, Frost & Framing

Prism	4 facet with bi-direction rotation
Animation Wheel	1x Continuous Rotation
Frost	Light & Medium
Framing	4 individually controlled blades. Full curtain. ±60° rotation of framing module.

Work Environment

Ambient Temperature	-20°C to 45°C
IP Rating	IP65

Control System

Dimmer	0 to 100% 16 bit
Pan/Tilt	540°/270° 16 bit
Cooling	Direct Convection
Control	DMX512, RDM, Artnet, sACN W-DMX
Display	On board control
Personality	Basic (35), Standard (41), Extended (44)


Appearance

Size	416 x 358 x 729mm
Weight	34kg
Casing	Flame retardant plastic
Colour	Black

Colour Wheel



Fixed Gobo



Rotating Gobo

